

# MILTON Towel Rail

- Manufactured and certified to EN442
- +Valves prices include Chrome DRAKE Valves\*
- 50mm x 10mm Cross Tubes with 30mm Square Collectors
- White RAL 9016 as standard delivered in 48-72 hours
- Optional next day delivery available in White RAL 9016 (page 3)
- 25 RAL colours and 5 special finishes delivered in up to 15 working days (pages 74-75)




## Sizes and Prices

Dimensions (mm)		Cross Tubes	Output Δt 50°C		Product Code	White Ex VAT	White Inc VAT	Colour Ex VAT	Colour Inc VAT	White +Valves Ex VAT	White +Valves Inc VAT	Colour +Valves Ex VAT	Colour +Valves Inc VAT
Height	Width		Watts	Btu's									
655	500	8	325	1109	MILT655008	£197.00	£236.40	£273.00	£327.60	£219.00	£262.80	£295.00	£354.00
785	500	10	400	1365	MILT785010	£227.00	£272.40	£303.00	£363.60	£249.00	£298.80	£325.00	£390.00
915	500	12	475	1621	MILT915012	£257.00	£308.40	£333.00	£399.60	£279.00	£334.80	£355.00	£426.00
1110	500	14	553	1887	MILT115014	£287.00	£344.40	£372.00	£446.40	£309.00	£370.80	£394.00	£472.80

\*\*Valves Prices include Chrome DRAKE Valves, please specify angled or straight at time of order.


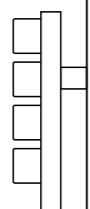
The MILTON Towel Rail is suitable for use as dual fuel, please see page 73 for available Electric Elements.

## Pipe Centres and Technical Drawings



112mm - 120mm

55mm - 65mm



Pipe centres left to right = Width less 30mm  
 Pipe centres from wall = 57mm - 65mm  
 Depth from wall = 112mm - 120mm

+Valves Prices include Chrome DRAKE Valves in angled or straight.



Please specify at time of order



MILTON Towel Rail in RAL 9005.



MILTON Towel Rail 655 x 500



♦ MILTON Towel Rail 1110mm x 500mm in White RAL 9016 shown with DARWIN Valves.

25 RAL colours & 5 special finishes available; delivery in up to 15 working days, see pages 74-75 for more information.

